

南华商品指数上涨

南华商品指数上涨 0.63%，所有板块均有所上涨，最大涨幅金属板块上涨 0.92%。镍主力合约涨幅最大为 2.67%，焦炭主力合约跌幅最大为 2.3%。

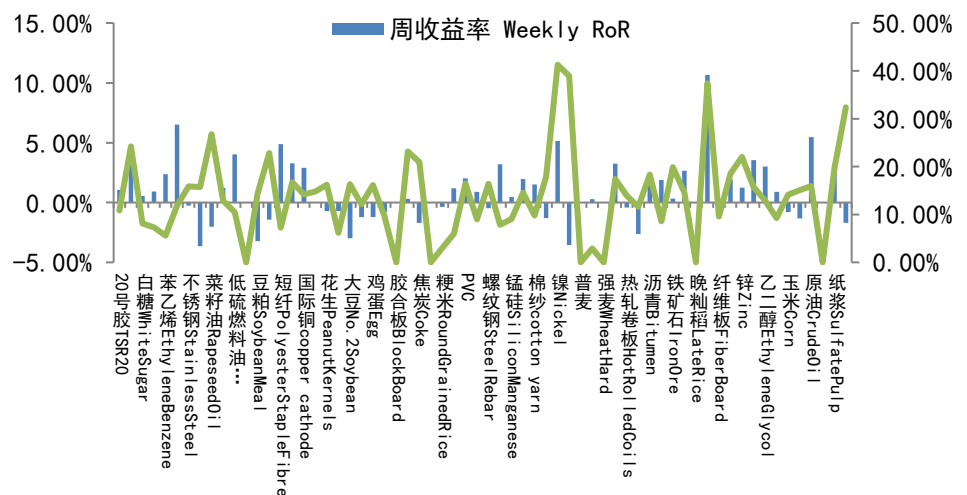
表 1、南华商品指数市场数据 NHCI Market Data

	今收盘 Today Close	昨收盘 Prev. Close	涨跌数 Points	日幅% Daily Change %	年化收益 率 ARR	年化波动率 Ann. Vol	夏普比 Sharpe Ratio
南华商品指数 NHCI	2322.3	2307.7	14.6	0.63%	-9.83%	13.12%	-0.75
南华工业品指数 NHII	3801.5	3777.1	24.4	0.64%	-7.56%	15.30%	-0.49
南华能化指数 NHECI	1848.8	1841.4	7.3	0.40%	-11.60%	16.28%	-0.71
南华金属指数 NHMI	6385.2	6326.8	58.3	0.92%	-2.61%	15.80%	-0.17
南华农产品指数 NHAII	1060.9	1052.5	8.3	0.79%	-27.40%	7.54%	-3.63

资料来源：Wind 南华研究

Source: Wind, Nanhua Research

图 1、商品收益率 VS 波动率 Commodity Return vs Volatility



资料来源：Wind 南华研究

Source: Wind, Nanhua Research



南华研究院

曹扬慧 Z0000505

0571-87839251

cyh@nawaa.com

赵搏 F03103098

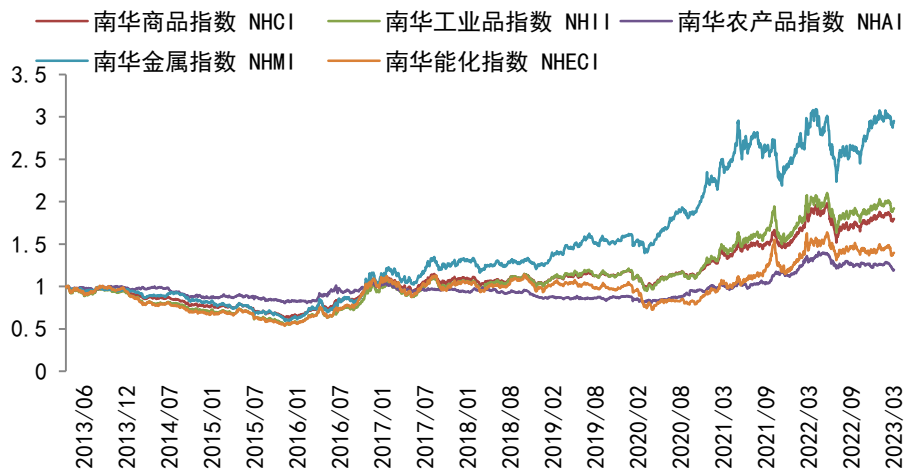
0571-87839263

nhzhaobo@nawaa.com

智慧创造奇迹

 一流的咨询,卓越的服务
 First class consultancy Excellent services

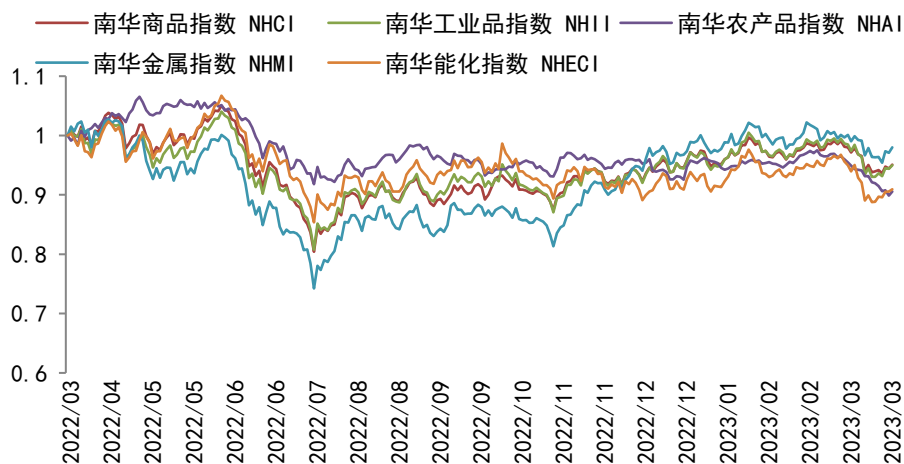
图 2、南华商品指数及分类指数历史收益 NHCI and Sector Indices Hist. Return



资料来源：Wind 南华研究

Source: Wind, Nanhua Research

图 3、南华商品指数及分类指数累计收益 NHCI and Sector Indices Acc. Return

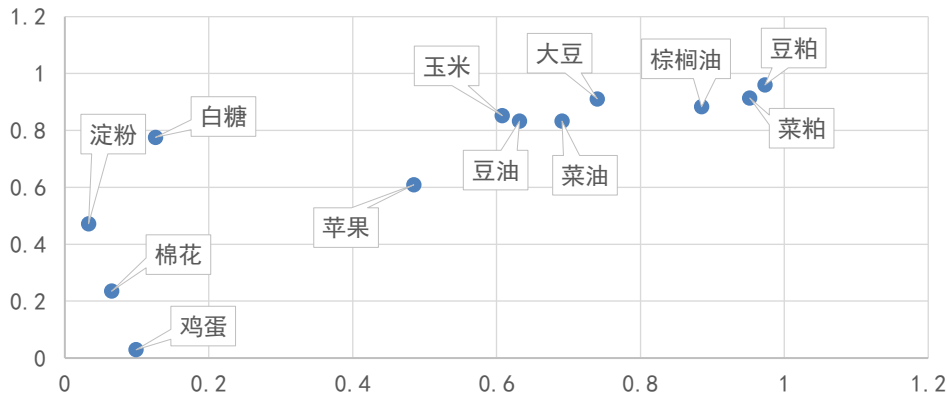


资料来源：Wind 南华研究

Source: Wind, Nanhua Research

图 4、南华农产品板块大宗商品风险评估 Risk assessment of commodities in the agricultural sector

农产品板块大宗商品风险评估图



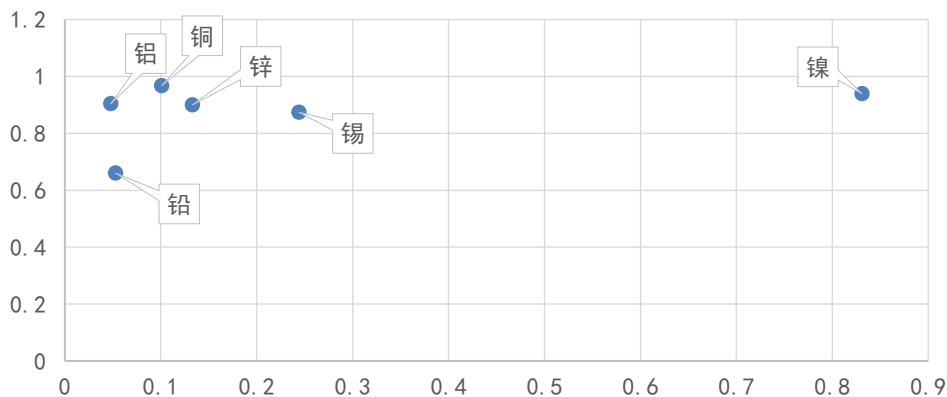
说明：纵轴表示当日价格在近十年历史价格中的百分位，横轴表示当日价格与板块指数的比值在近十年历史比值中的百分位

资料来源：Wind 南华研究

Source: Wind, Nanhua Research

图 5、南华有色板块大宗商品风险评估 Risk assessment of commodities in the non-ferrous metals sector

有色板块大宗商品风险评估图



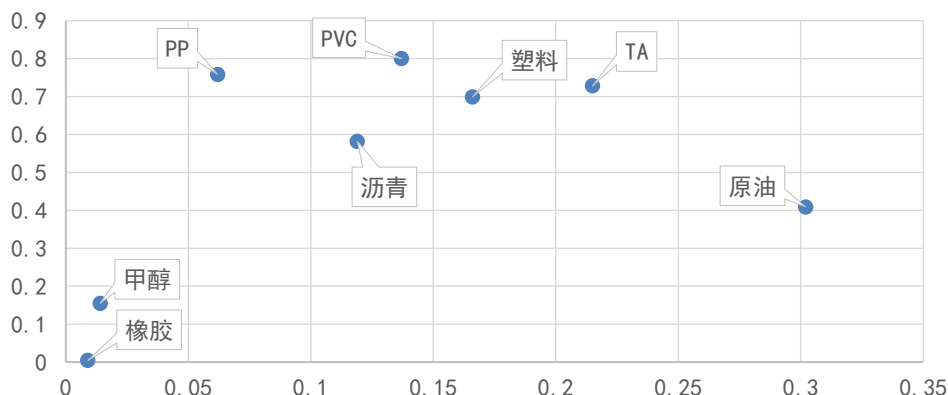
说明：纵轴表示当日价格在近十年历史价格中的百分位，横轴表示当日价格与板块指数的比值在近十年历史比值中的百分位

资料来源：Wind 南华研究

Source: Wind, Nanhua Research

图 6、南华能化板块大宗商品风险评估 Risk assessment of commodities in the energy and chemical sector

能化板块大宗商品风险评估图



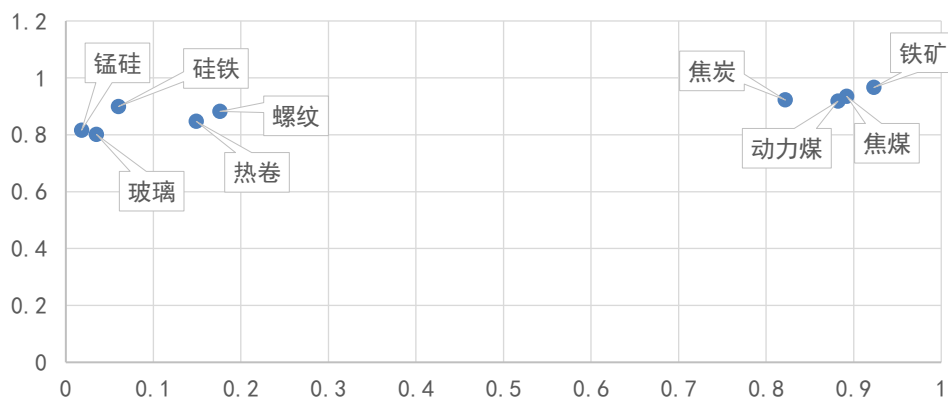
说明：纵轴表示当日价格在近十年历史价格中的百分位，横轴表示当日价格与板块指数的比值在近十年历史比值中的百分位

资料来源：Wind 南华研究

Source: Wind, Nanhua Research

图 7、南华黑色板块大宗商品风险评估 Black sector commodity risk assessment

黑色板块大宗商品风险评估图



说明：纵轴表示当日价格在近十年历史价格中的百分位，横轴表示当日价格与板块指数的比值在近十年历史比值中的百分位

资料来源：Wind 南华研究

Source: Wind, Nanhua Research

注释:

1. RNHCI 为南华商品增强指数, NHCI 为南华商品指数;
2. 文中的涨跌幅为(今日收盘价-昨日收盘价)与昨日收盘价的比值;
3. 文中的贡献度为涨跌幅和权重的乘积;
4. 南华商品指数剔除了商品合约换月时的价差, 反映了投资商品期货的真实收益。

Notes:

1. RNHCI stands for Nanhua Commodity Enhancement Index, and NHCI stands for Nanhua Commodity Index;
2. The increase or decrease in the article is the ratio of (today's closing price-yesterday's closing price) to yesterday's closing price;
3. The contribution in the article is the product of the increase or decrease and the weight;
4. Nanhua Commodity Index excludes the spread of the commodity contract when the month is changed, reflecting the true return of investing in commodity futures.

免责声明

本报告中的信息均来源于已公开的资料，尽管我们相信报告中资料来源的可靠性，但我公司对这些信息的准确性及完整性不作任何保证。也不保证我公司所做出的意见和建议不会发生任何的变更，在任何情况下，我公司报告中的信息和所表达的意见和建议以及所载的数据、工具及材料均不能作为您所进行期货买卖的绝对依据。由于报告在编写时融入了该分析师个人的观点和见解以及分析方法，如与南华期货股份有限公司发布的其他信息有不一致及有不同的结论，未免发生疑问，本报告所载的观点并不代表了南华期货股份有限公司的立场，所以请谨慎参考。我公司不承担因根据本报告所进行期货买卖操作而导致的任何形式的损失。

另外，本报告所载资料、意见及推测只是反映南华期货股份有限公司在本报告所载明的日期的判断，可随时修改，毋需提前通知。未经南华期货股份有限公司允许批准，本报告内容不得以任何范式传送、复印或派发此报告的材料、内容或复印本予以任何其他人，或投入商业使用。如遵循原文本意的引用、刊发，需注明出处“南华期货股份有限公司”，并保留我公司的一切权利。

Disclaimer

The information in this report is derived from published information. Although we believe in the reliability of the source of the information in the report, our company does not guarantee the accuracy and completeness of the information. Nor does it guarantee that the opinions and suggestions made by our company will not undergo any changes. In any case, the information in our company's report, the opinions and suggestions expressed, and the data, tools and materials contained in it cannot be used as yours. The absolute basis for futures trading. Since the report was compiled with the analyst's personal views and opinions and analysis methods, any inconsistencies and different conclusions with other information released by Nanhua Futures Co., Ltd. will not avoid doubts. The views contained in this report are not It represents the position of Nanhua Futures Co., Ltd., so please refer to it carefully. Our company is not responsible for any loss in any form caused by futures trading operations conducted in accordance with this report.

In addition, the information, opinions and speculations contained in this report only reflect the judgment of Nanhua Futures Co., Ltd. on the date specified in this report, and can be modified at any time without prior notice. Without the permission of Nanhua Futures Co., Ltd., the contents of this report shall not be transmitted, copied or distributed in any paradigm to any other person, or put into commercial use. If you follow the original text for quotation and publication, you must indicate the source "Nanhua Futures Co., Ltd." and reserve all rights of our company.



公司总部地址：浙江省杭州市上城区富春路 136 号横店大厦 邮编：310002

全国统一客服热线：400 8888 910

网址：www.nanhua.net

股票简称：南华期货 股票代码：603093

南华期货营业网点

